

## **Accessing the 2013 NJISRA Alpine States Team & ROC GS/SL Video Clips**

1. Individual racer video clips taken during the States Team & ROC GS/SL races have been stored on [www.dropbox.com](http://www.dropbox.com) for free general public download.

[ A login account is NOT required to access & download these video clips. ]

Not every racer was videotaped during the Team races due to the sheer number of participating racers. However, every effort was made to video all the ROC racers in each discipline. In most cases, only the 1st run was taped as by the 2nd run the sun had already set thereby causing insufficient lighting conditions.

2. Each of the video clips can be found in the following folders based on race venue & discipline as shown below:

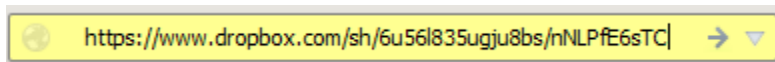
- States Team GS (HV) (25 Feb 2013):  
<https://www.dropbox.com/sh/6u56l835ugju8bs/nNLPfE6sTC>
- States Team SL (MP) (26 Feb 2013):  
<https://www.dropbox.com/sh/vr3tfl0y2du7dae/ZPqdhuKLfL>
- States ROC GS (HV) (28 Feb 2013):  
[https://www.dropbox.com/sh/32skysgvo1gu8q7/oJ6DWjTNx\\_](https://www.dropbox.com/sh/32skysgvo1gu8q7/oJ6DWjTNx_)
- States ROC SL (MP) (1 Mar 2013):  
<https://www.dropbox.com/sh/uby7m85k3l7mhkb/ESkdFFavpe>

3. The individual files within the above folders have the following general naming convention:  
(Sequence nbr, Race Venue, Discipline, Race Discipline, Racer's Last Name, Run Nbr).MTS

Example: 01777 Team GS DB Wolfangle-1.MTS

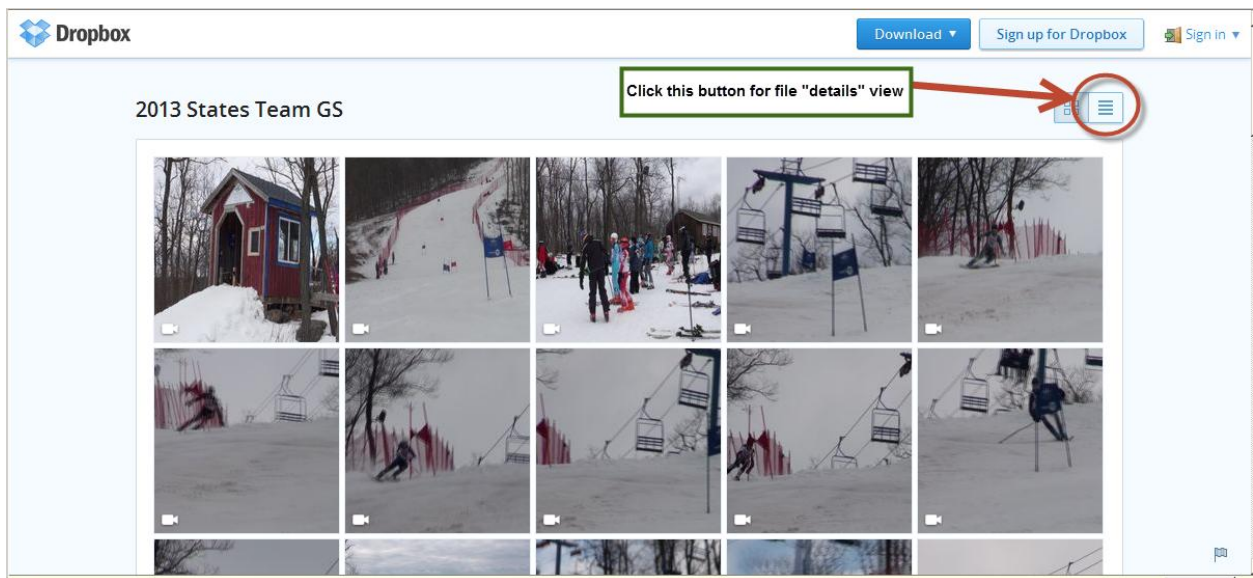
4. To view or download a specific video, copy the web link associated with the desired race venue & discipline:

For the States Team GS, copy: <https://www.dropbox.com/sh/6u56l835ugju8bs/nNLPfE6sTC>  
and enter it into your web browser task bar as shown below

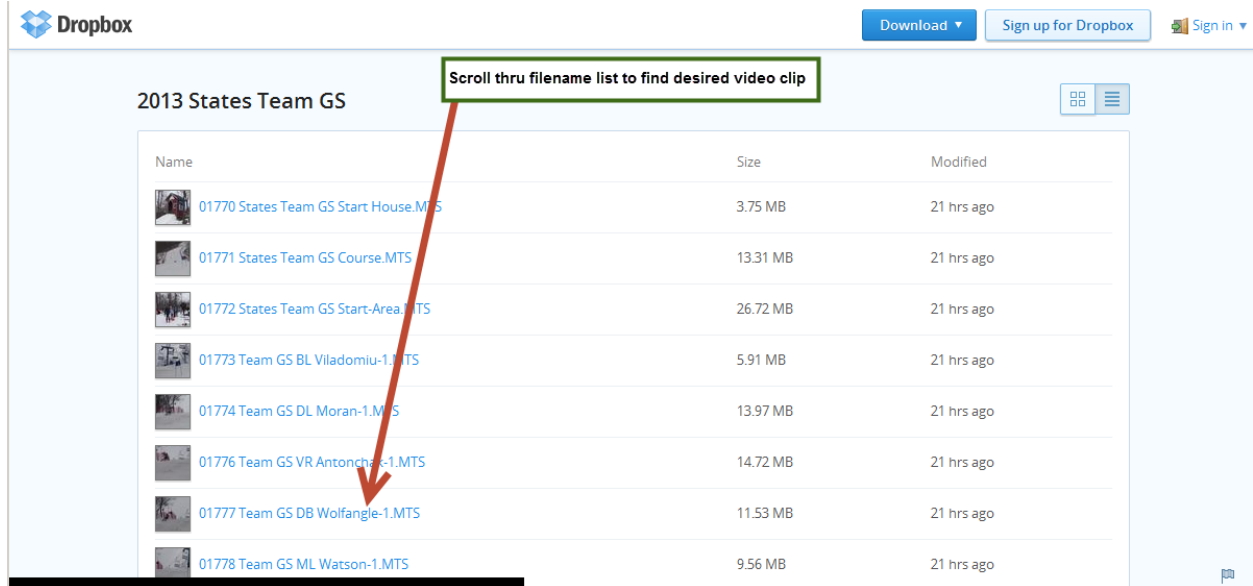


5. Your browser will then open a web page that will look like below:

(Video Access Procedure)

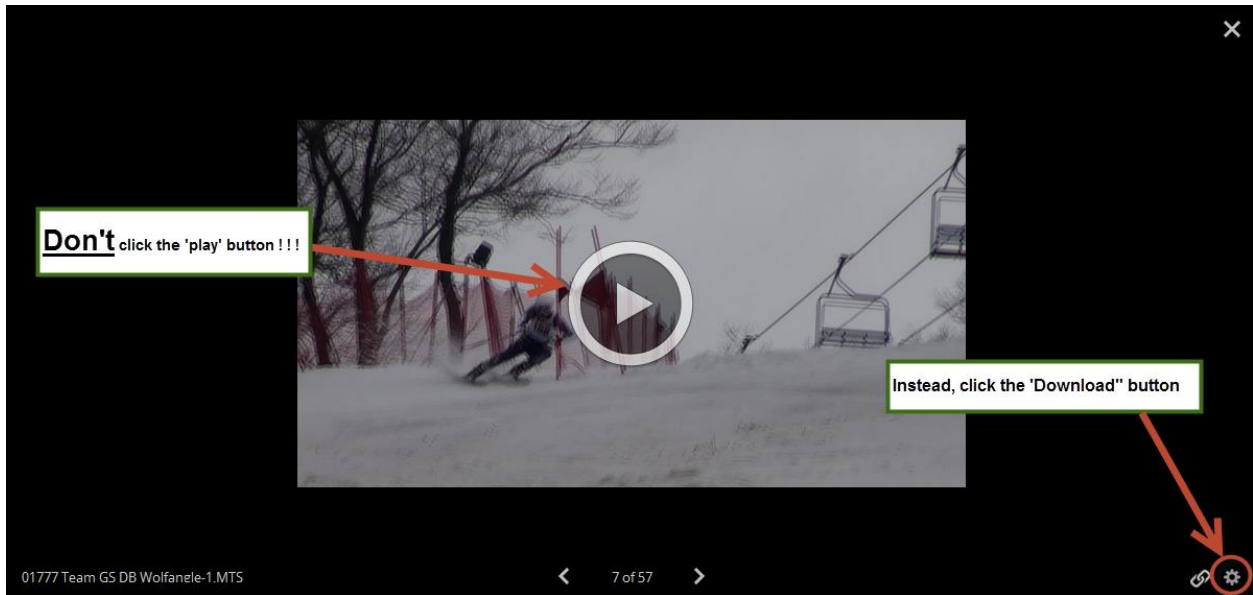


6. Rather than look at the video thumbnails, click the 'Details' button as shown above. Doing so will change the display to the below listing. Scroll the displayed list for the desired video clip.




7. Clicking on the desired video clip will present the below display:

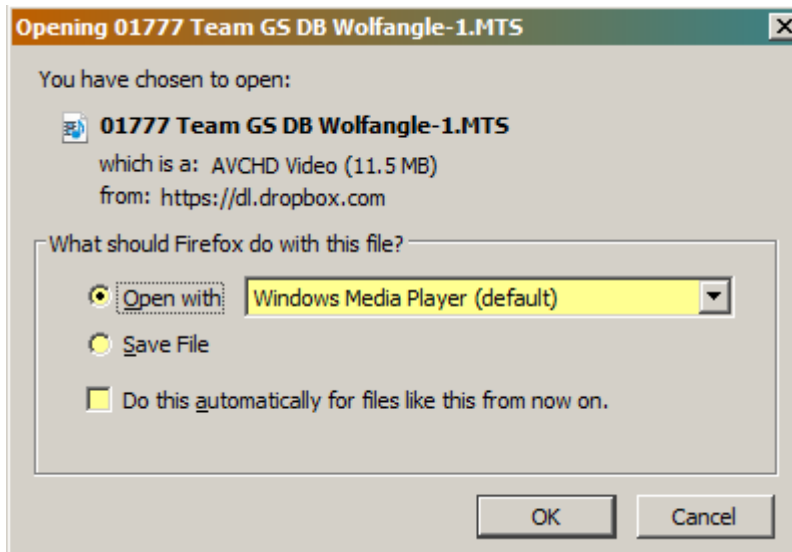
(Video Access Procedure)



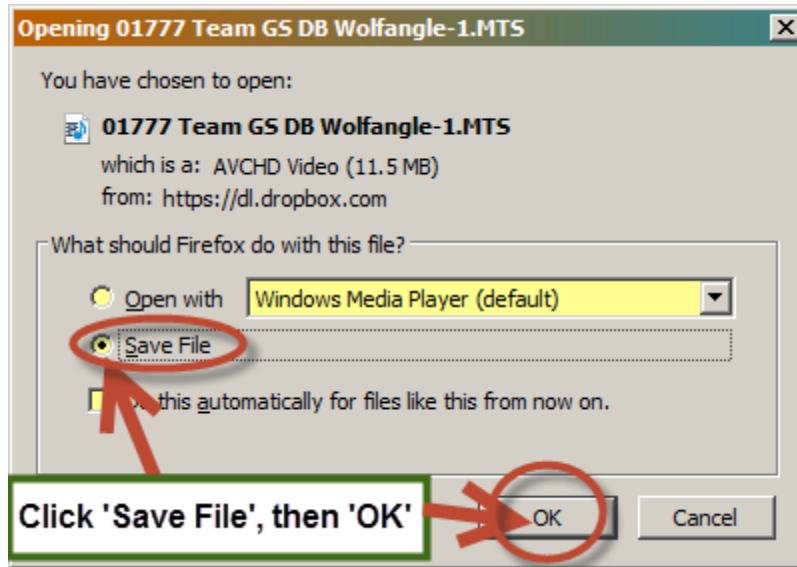
8. Rather than click the "Play" icon, instead click the 'Download' icon. Playback will be faster if the file is stored on your computing device.



9. You will be asked if you want to 'Open' the video clip or 'Save' it:



10. It is suggested that you save it to your computing device for faster playback:



11. Follow the screen instructions provided for saving the file on your computer device.

If you have any issues with the above procedure, send an email to <[info@hsskireg.org](mailto:info@hsskireg.org)>.

QED.